


Dutch Wax Print Design

Book Cover Activity

Inspired by Yinka Shonibare's *The American Library* from the upcoming exhibition
When Home Won't Let You Stay: Migration through Contemporary Art.



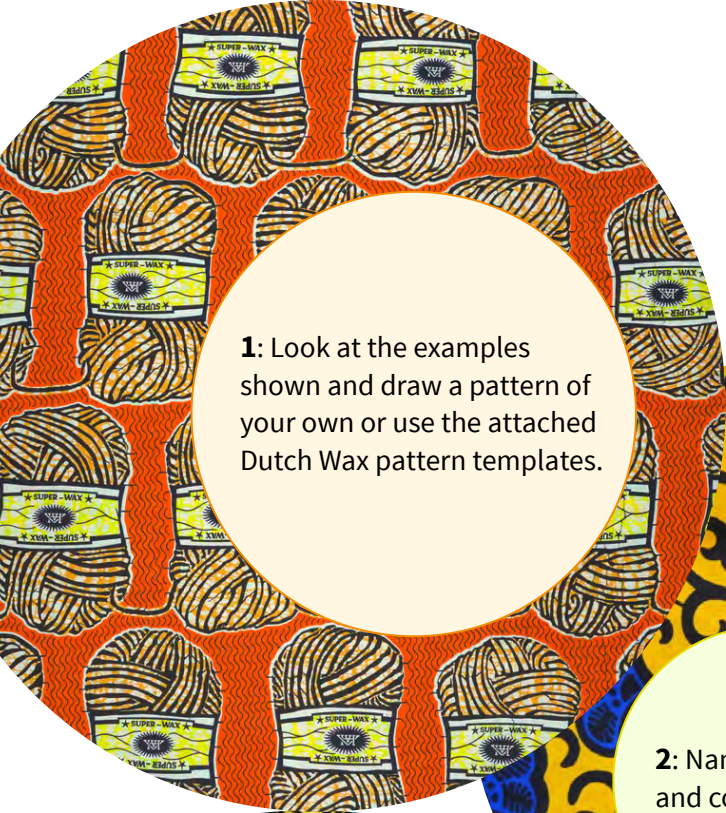
Cantor &




ANDERSON COLLECTION
AT STANFORD UNIVERSITY



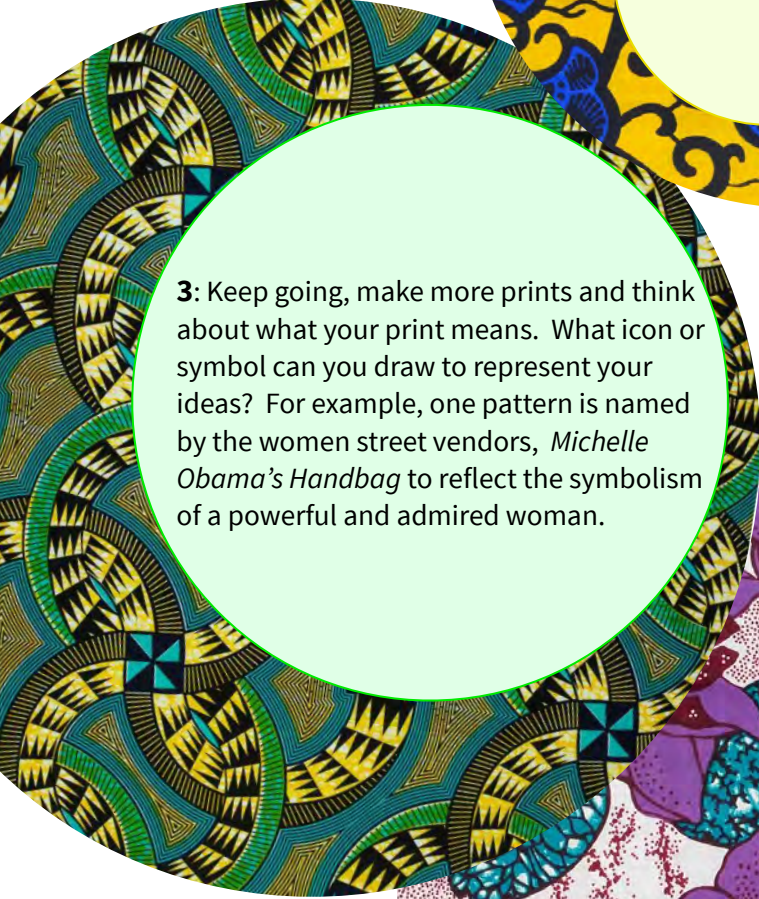
Step by Step Design Instructions



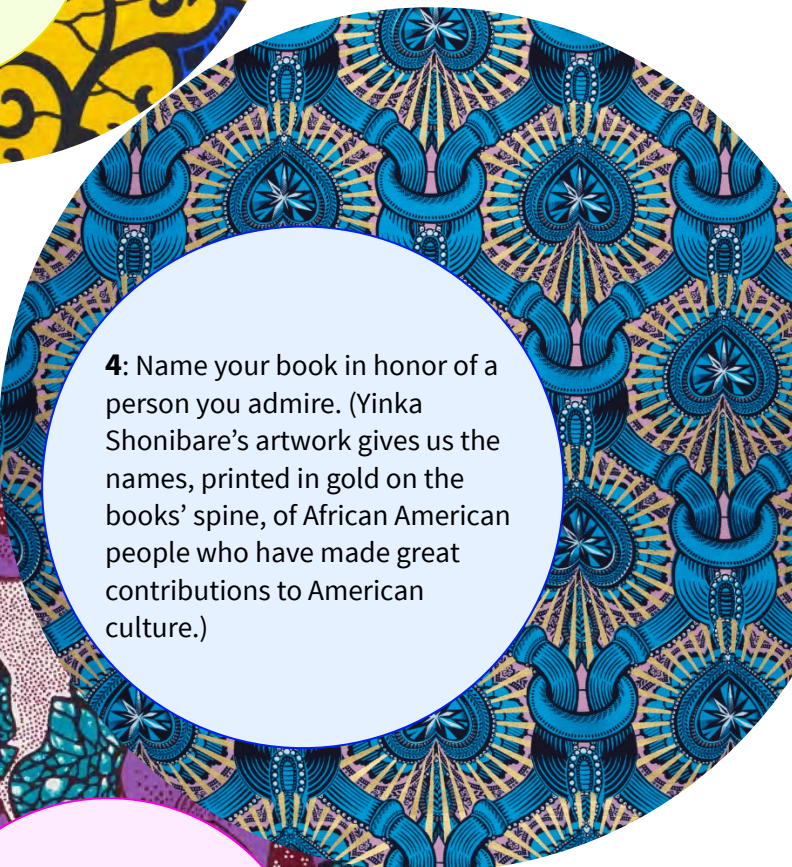
1: Look at the examples shown and draw a pattern of your own or use the attached Dutch Wax pattern templates.



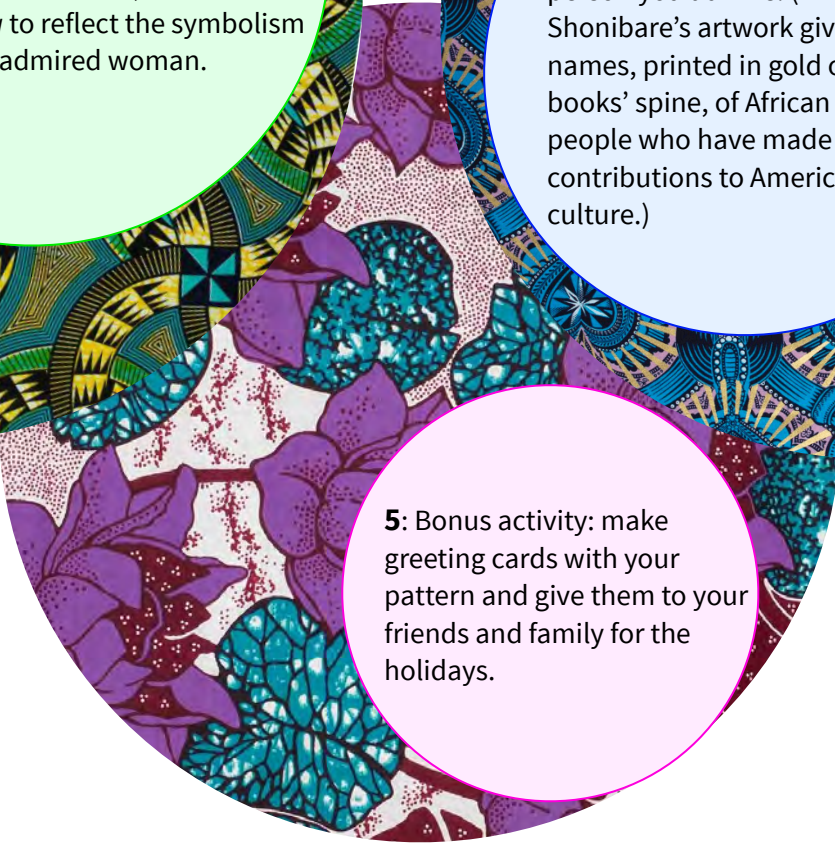
2: Name your print and cover a book.



3: Keep going, make more prints and think about what your print means. What icon or symbol can you draw to represent your ideas? For example, one pattern is named by the women street vendors, *Michelle Obama's Handbag* to reflect the symbolism of a powerful and admired woman.



4: Name your book in honor of a person you admire. (Yinka Shonibare's artwork gives us the names, printed in gold on the books' spine, of African American people who have made great contributions to American culture.)



5: Bonus activity: make greeting cards with your pattern and give them to your friends and family for the holidays.

Book Cover Instructions

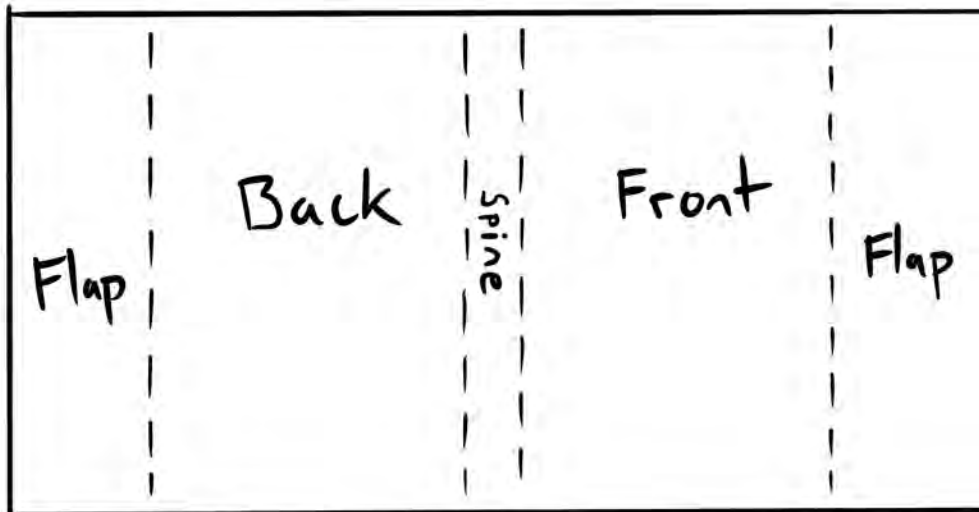
After you have made your patterns and given them a name you can use them to make a book cover.

Follow the directions below to make a cover for your book. You can also make a card with the pattern that you make. To make a card simply fold the pattern page in half and write a wonderful letter to your friends or family.



Yinka Shonibare CBE, RA (England, b. 1962), Detail of *The American Library*, 2018.


First, measure the sides of the book you want to cover. Measure the front, back, spine, and flaps and draw that size on your design pattern. A small book is best if you are printing designs.




Second, mark out the folds with a dotted line and cut around the outside. Fold where you marked the dotted lines for your folds. Lastly, try it on your book and see if it fits.



Yinka Shonibare CBE, RA (England, b. 1962), *The American Library*, 2018.








See examples of patterns in upcoming pages



Icons on a Pedestal



Michelle Obama's Handbag






Table-top Fan



