

Dream Day Art-making Activity


Create your own ART SIGN and join in a community art celebration in honor of MLK Day.

This art activity is inspired by Dr. Martin Luther King, Jr. (MLK Jr.) and his historic words, “I have a dream...”

Join the Second Sunday crew and all of our viewers in making art signs!

As a community, we are planning to place our handmade signs in our windows on January 18, 2021 to celebrate MLK Jr. Day.

We hope many people will see the all of the art signs in our windows and be reminded of Dr. King’s powerful legacy fighting for racial justice in our country.



*I have a dream...I
dream...I have a dream...
have a dream...I have a
dream...I have a dream...
a dream...I have a dream...
have a dream...I have a dream...
have a dream...I have a dream...
have a dream...I have a dream...
have a dream...I have a dream...
have a dream...I have a dream...*

Cantor

&



ANDERSON COLLECTION
AT STANFORD UNIVERSITY

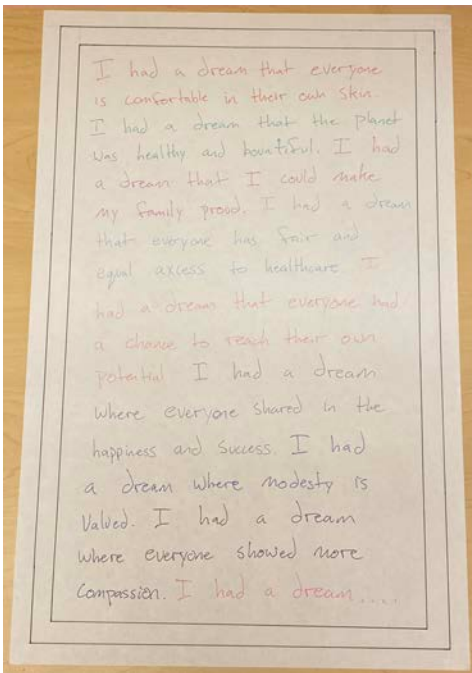


Gather your materials on a flat smooth surface like a table.

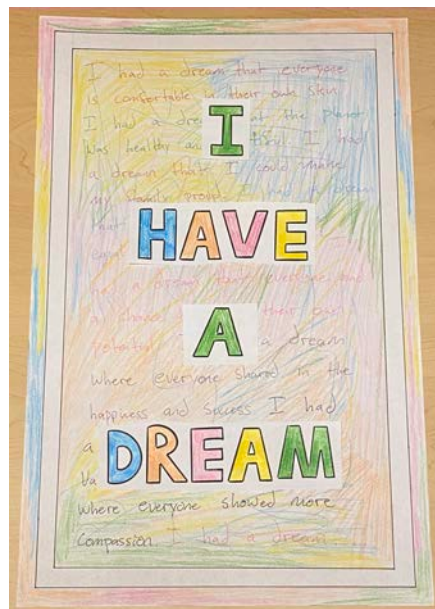


Practice writing this famous phrase, "I have a dream..." several times on your paper. You can also use phrases like:

- "I am an..."
- "I believe in..."
- "I want to see this in my world..."



Make it big or make many. You can use large pieces of paper or smaller pieces tiled together to fit in your window.




To make a great art sign, shapes and letters are the most powerful tools.

What you will need:
Paper, poster board, or found cardboard pieces.
Markers, crayons, paint or chalk in any color.
Tape of any kind.

Modifications:
 If you don't have any markers you might try using scissors to cut paper into letter shapes and tape the letters directly to your window. The possibilities are endless. Some artists even use LED lights to make letters appear in their artwork.

There are coloring sheets on the next pages to help you with your artwork!



I HAVE
A DREAM

0

BELIEVE