




## How to Make a Patterson Pattern

An art making activity inspired by  
Ebony G. Patterson's  
*...for those who came to bear  
witness...*


### Materials:

Paper  
Crayons  
Colored Pencils  
Paint  
Collage  
Mixed Media  
Creativity

# Instructions:




**1:** Write your name on a blank piece of paper with a little space in between each letter.



**2:** Trace around each letter in your name to make bubble letters.

**3:** Fill the the letters in your name with colorful patterns inspired by nature.



**4:** Fill in the background with a different colorful patterns inspired by nature.



Color and cut the flower patterns below to create a **nature of identity** collage.

