

Cantor Arts Center
at Stanford University



ANDERSON COLLECTION
AT STANFORD UNIVERSITY

Download Guide: Cantor-Anderson Digital Membership Card Access for iPhone

Step 1: You will receive an email from Cantor-Anderson membership (membership@cuseum.com) with the subject line “Your New Membership Card – [Your Name].” We recommend adding membership@cuseum.com to your address book to ensure the email is not marked as spam.

Your New Membership Card -
Jane Stanford

 Cantor-Anderson Memb...
membership@cuseum.com ...

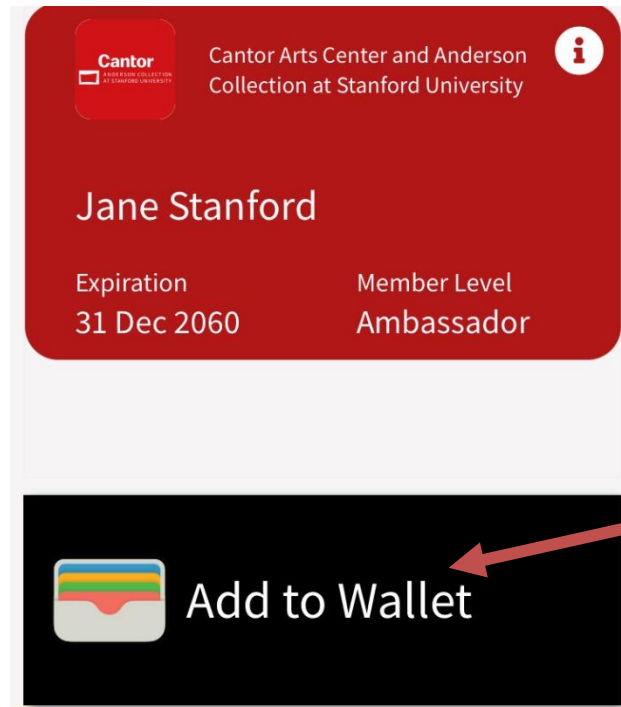
Step 2: It is *important* that you access this membership email on your mobile phone in order to download your digital membership card. You will not be able to download your digital card if you open the email on your computer.

Step 3: After opening the email, you will see an introduction to our new digital membership cards and a link to our “digital membership cards FAQs.” Click on the link to read more about this new member benefit.

Step 4: When you return to the original email, click on the large red button that reads, “Download Membership Card.”


**Download
Membership
Card**

Step 5: Once you click on the download button, the following image will appear on your screen:



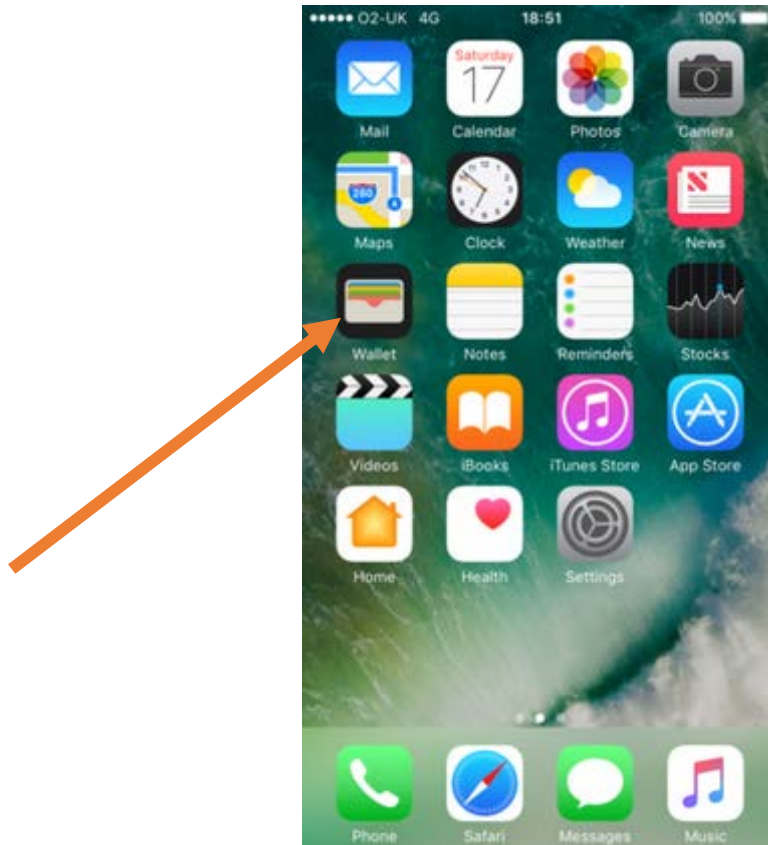
Step 6: Click on the black “Add to Wallet” box.

Step 7: Then select “Add” on the following screen. You will now be able to find your digital membership card in your iPhone’s Wallet app!



Step 8: There are two ways to find your new digital card in your Apple Wallet. From your iPhone’s home screen, find and tap the Wallet App, pictured below:







If you have trouble finding your Wallet app, swipe down from the middle of your iPhone's home screen or swipe left to find the "search" bar, pictured below:



Step 9: Tap the search field and enter the word "wallet."



Step 10: Tap the wallet icon to see your digital membership card!

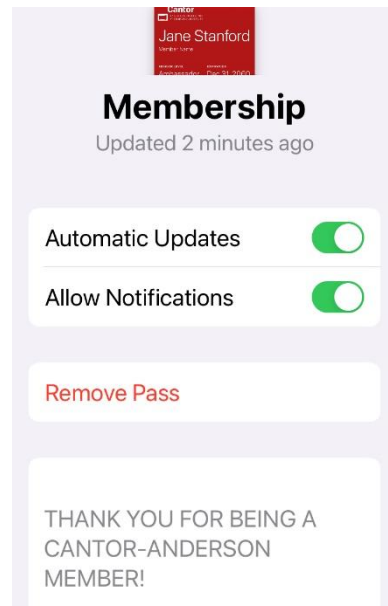


Step 11: To access your card, simply tap on it once you are in your wallet. It will include your name, member level, and expiration date, as pictured below. If you are a \$300 Enthusiast member and above, the reciprocal NARM and ROAM icons will appear on the front of your card.



Tap on the three dots in the upper-right hand corner to access the back of your digital card.

Step 12: To read about your digital membership card and the benefits of your membership, tap the three small white dots located in the small black circle at the top right of your digital membership card. You will then see this on your screen:



Step 13: You are now ready to enjoy your Cantor-Anderson digital membership card! Having your digital member card conveniently stored on your phone means you will never worry about losing it, plus it will be more environmentally friendly. You can also use your digital cards to receive discounts at the Cool Cafe and free admission at select reciprocal partner institutions.

If you have any questions about your digital card or your membership please contact us at twomuseums@stanford.edu or 650.723.3482.